REVISIONS		
ISS	ZONE	DESCRIPTION\PER REQUEST\DATE

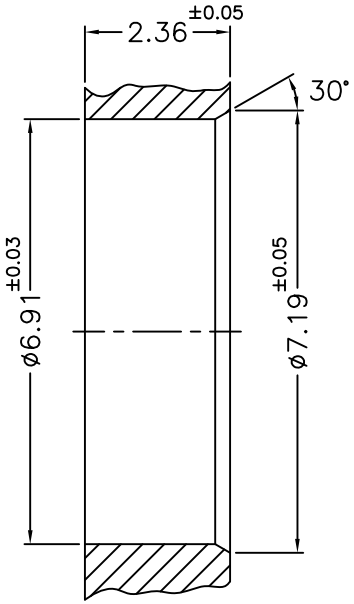

RECOMMENDED
MOUNTING HOLE
（建議架設孔）

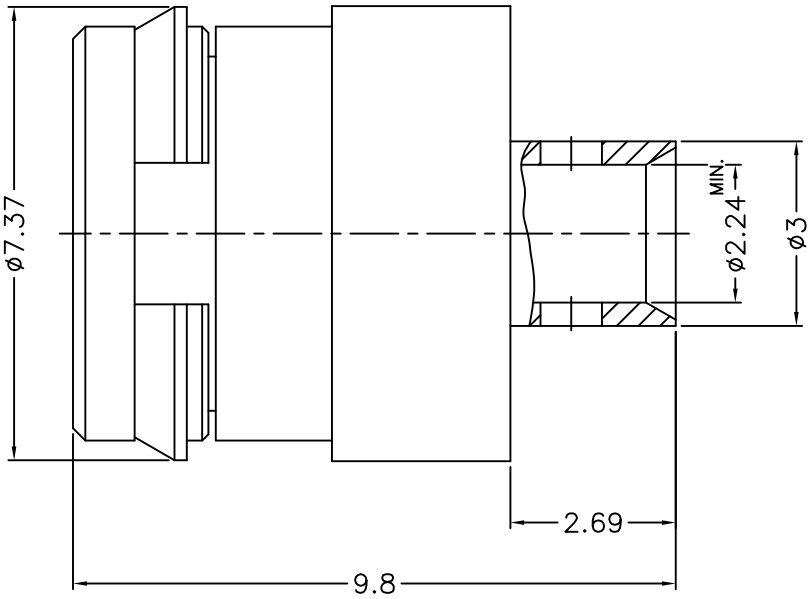

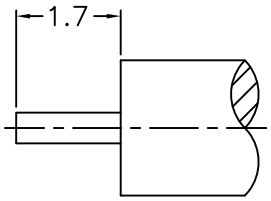

RECOMMENDED
CABLE STRIPPING DIM'S
（建議剝線尺寸）

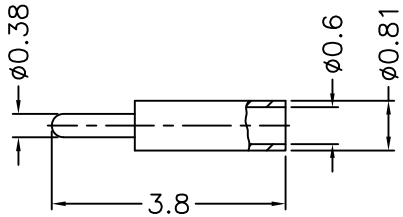

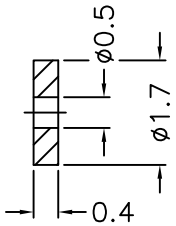

NOTES: FINISH (PLATING THICKNESS IN MICRO-INCHES)
1. STAINLESS STEEL
2. PASSIVATED
3. BERYLLIUM COPPER
4. GOLD PL. 3 MIN. THICK OVER NICKEL PL. 50 MIN. THICK OVER COPPER PL. 50 MIN. THICK
5. PTFE

RoHS COMPLIANT

1. MAX. PANEL THICKNESS=2.36mm

NO.	DESCRIPTION	MATERIAL	FINISH	Q'TY	DRAWING NO.
6	INSULATOR	NOTE 5	NATURAL		
5	CONTACT PIN	NOTE 3	NOTE 4		
4	RETAINER RING	NOTE 3	NOTE 4		
3	BARREL	NOTE 3	NOTE 4		
2	INSULATOR	NOTE 5	NATURAL		
1	BODY	NOTE 1	NOTE 2		

DIMENSIONS ARE IN MILLIMETERS

UNLESS OTHERWISE SPECIFIED TOLERANCES
0.5–6 = ±0.2
6–30 = ±0.4
30–120 = ±0.6
120–315 = ±1
315–1000 = ±1.6
1000–2000 = ±2.4

SCALE 8/1 | ISSUE A

PART NO.

APPROVED DATE 06-02-'20

CHECKED DATE 06-02-'20

DRAWN DATE 06-02-'20

G.L.I.

TITLE
SMP DIRECT SOLDER SMOOTH BORE JACK(M) (FOR .085", .086" CABLE)

DRAWING NO.
SMP-1181A1-28-50

FILE NO. R:\D\DWG\SMP\1181A1\28\50